



2010 Women's Giving Circle of Fayetteville Annual Scorecard

Status of Women and Children in Cumberland County, NC

Highlighting Three Areas of Basic Needs

The purpose of the WGCF Annual Scorecard is to help educate the membership of the Women's Giving Circle and the community using data relating to the designated 2010 funding areas of homelessness, food security and health care for women and children. Also included this year is information about educational attainment, which may become a future focus area. Our goal is to update this Scorecard annually with data on these original areas of *Basic Needs* and to add new indicators as the Women's Giving Circle selects its annual direction for grant making. Also included in this year is information about educational attainment, which may become a future focus area. It is our hope that this Scorecard will become a valuable tool not only for our members but also for the community, helping to focus our collective efforts on improving the lives of women and girls in Cumberland County.

The Women's Giving Circle of Fayetteville was founded in 2008 by a group of committed women. It is a charitable fund and was established under the auspices of the Cumberland Community Foundation through a grant from NC Gives. The Women's Giving Circle seeks to:

- Empower women givers of all ages and backgrounds
- Educate donors and our community on women's issues

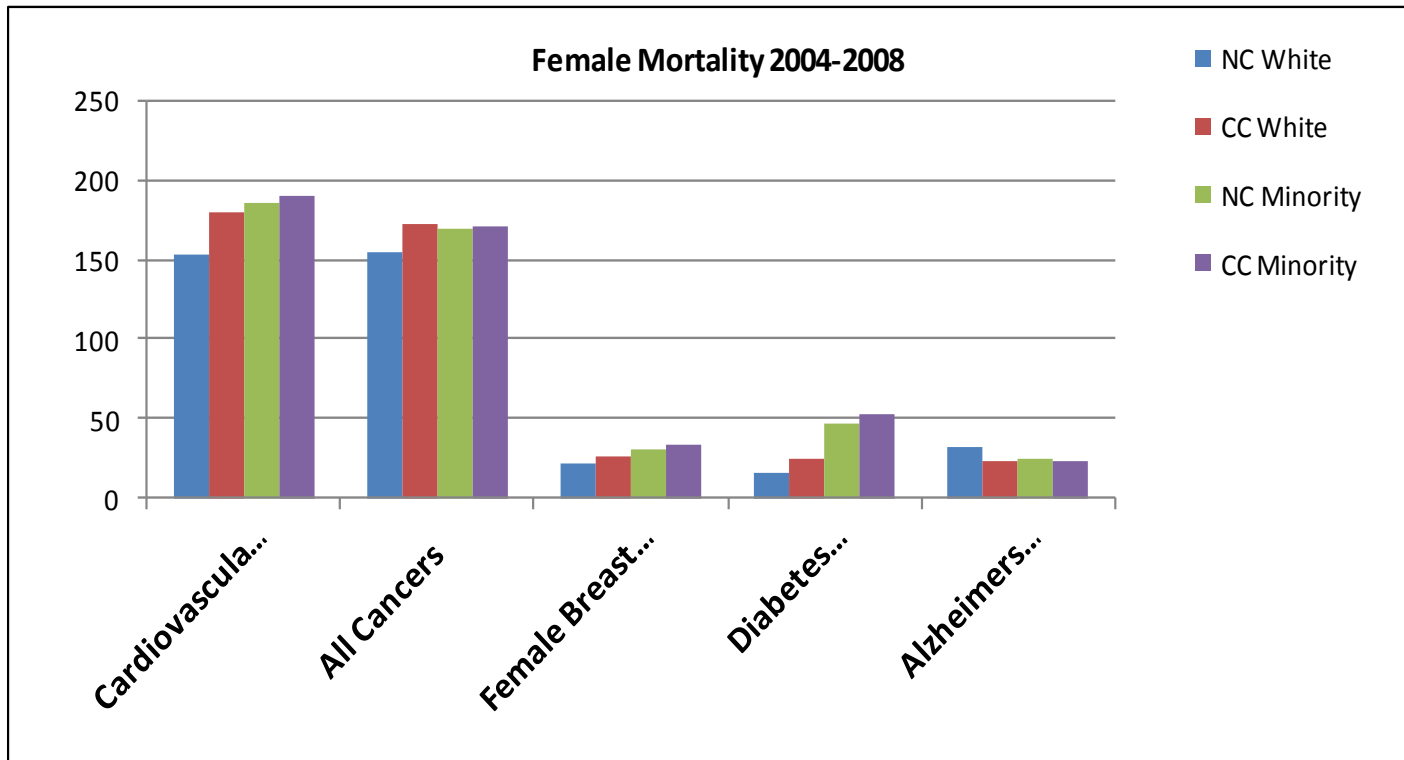
•Impact substantial, positive change for women and girls in Cumberland County by philanthropy and education.

Although information in this document has been obtained from sources believed to be reliable, WGCF does not guarantee its accuracy or completeness. Throughout this publication where charts indicate that a third party is the source, please note that the source references the raw data received from such parties.



2010 Women's Giving Circle of Fayetteville Annual Scorecard

Highlighting Health Issues in Cumberland County, NC



Leading cause of death for women of all races below the age of 28 years in Cumberland County in 2008 were "conditions originating in the perinatal (from 22 weeks of gestation till 7 days after birth) period."
Leading cause of death for White and Black women in Cumberland County between ages 18-99 was heart disease and Native American women of the same ages was cancer.

Sources: NC State Center for Health Statistics, 2004-2008 , County Health Databook, Leading Causes of Female Mortality Rate (/100,000); NCHS, 2008, Leading Causes of Death



2010 Women's Giving Circle of Fayetteville Annual Scorecard

Highlighting Health Issues in Cumberland County, NC

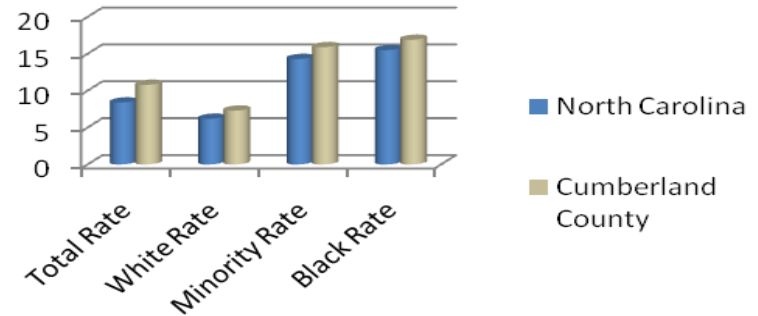
Teen Pregnancy Rates 2008

Cumberland County Rate: 74.5
 State of North Carolina Rate: 58.6

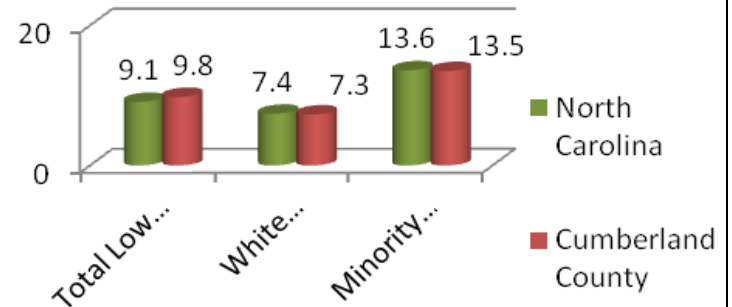
There were **892 pregnancies reported** for girls age 15-19 in Cumberland County. (Total of 15 girls under the age of 15 became pregnant during the same period.)

County Teen Pregnancy Ranking: 23
1st highest and 100 is lowest rate

Infant Death Rates 2004-2008



%Low Birth Weight Infants 2004-08



Sources: NC State Center for Health Statistics, 2004-2008 , Infant Death Rates (/1000) Percent Low Birth Weights. 2008 Teen Pregnancies, Adolescent Pregnancy Prevention Campaign of North Carolina, NC DHHS, Division of Public Health, State Center for Health Statistics



2010 Women's Giving Circle of Fayetteville Annual Scorecard

Highlighting Homelessness in Cumberland County, NC

County Comparisons	Total County Population	2009 PIT Homelessness Results
Fayetteville/Cumberland County	309,542	965
Winston-Salem/Forsythe County	337,198	465
Raleigh/Wake County	829,218	1,152

Cumberland County	2008	2009	Change
Total	1074	965	- 10.15%
Women	560	655	+ 16.96%
Children	342	399	+ 16.67%

PIT 2009	Total	Unsheltered
Total Cumberland County	965	702
Homeless single women	119	91
Homeless women with children	137	89
Total Women	256	180
Homeless children	399	267
Homeless victims of domestic violence	66	39
Homeless unaccompanied youth	17	17

69% of women and children are unsheltered (including unaccompanied youth) 41% of the homeless in Cumberland are children.

While the general trend of homelessness is decreasing, numbers of homeless women and children are increasing.

Sources: North Carolina Coalition to End Homelessness, Point In Time (PIT) Data 2008-2009; County Population Source: 2008 Estimates from American Community Survey 2006-2008, US Census Bureau



2010 Women's Giving Circle of Fayetteville Annual Scorecard

Highlighting Food Security in Cumberland County, NC

	Cumberland County January 2009	North Carolina January 2009
Share of eligible people who receive food stamps	89.65%	80.09%
Children under 18 years of age who live in families who income is below the poverty level	24%	20%
People 86 years and older who do not know where their next meal is coming from	11%	12%
Families who live below the poverty level headed by a women with dependent children.	39%	32%

Household Type	North Carolina	Cumberland County
Total children under 18 years living in household eligible for SSI, CPA, Income or Food Stamps	20%	23%
In female householder family, no husband present	12%	15%

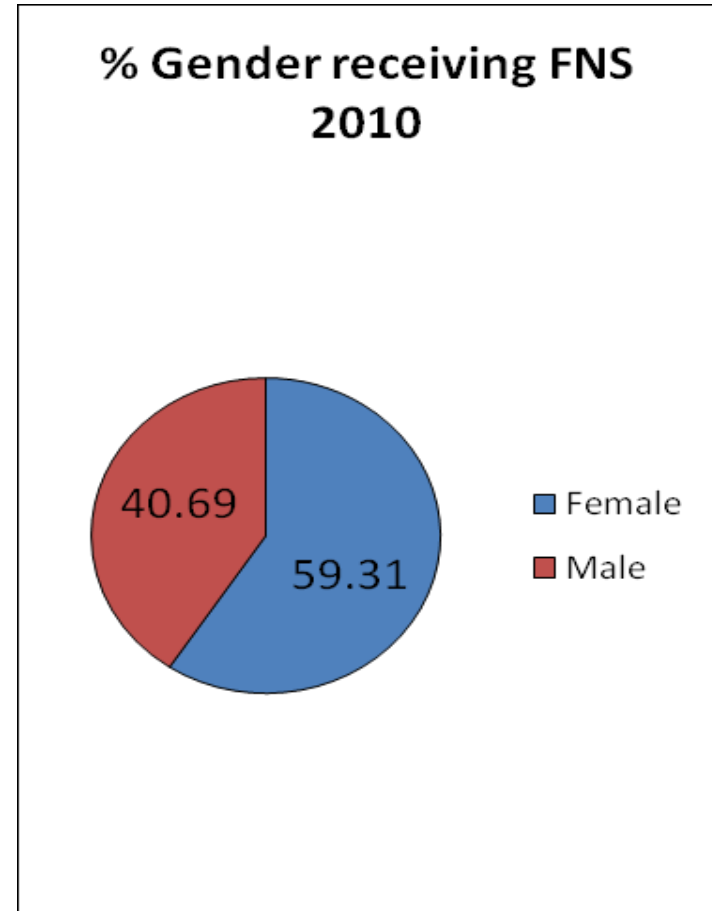
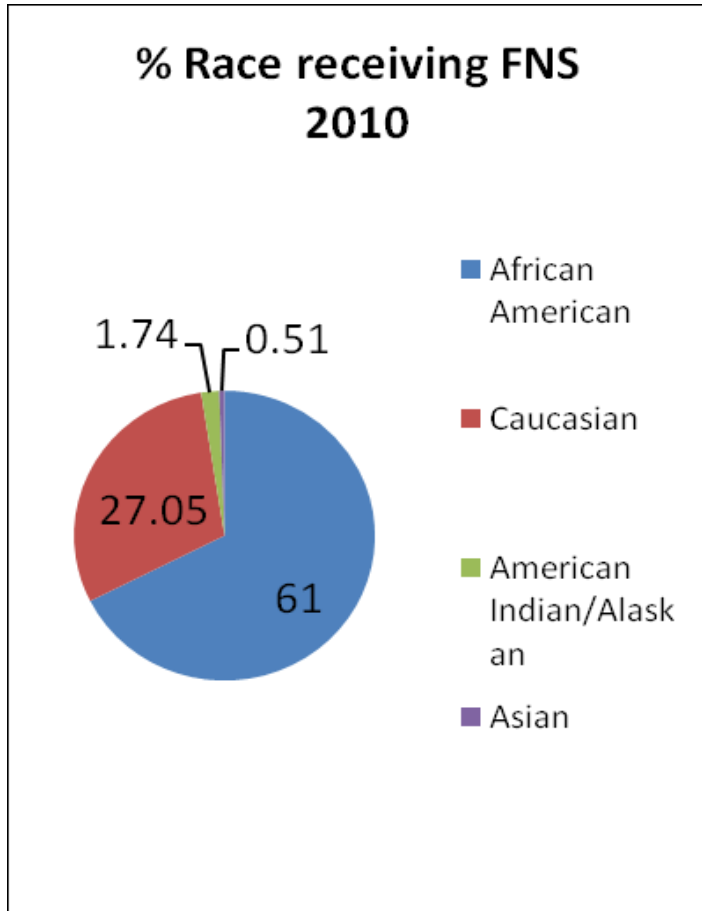
In Cumberland County, 17.7% people participated in the Food & Nutrition Program (formerly Food Stamps) in 2009. 52.71% children received school free or reduced cost lunch in 2009.

Food and Nutrition Services Households, Cumberland County (2009) : 24,557
 Number of Individuals in FNS households, Cumberland County (2009): 54,775

Sources :NC Dept. of Human Services, Food and Nutrition Services Participation Reports (1qtr, 2010) ; Kidscount.org; NC Rural Center ; Source: US Census Bureau, American Community Survey 2006-2008; University of North Carolina at Chapel Hill Jordan Institute for Families Website. URL <http://ssw.unc.edu/ma/> ; Cumberland County Schools Profile. 2009.



2010 Women's Giving Circle of Fayetteville Annual Scorecard Highlighting Food Security in Cumberland County, NC



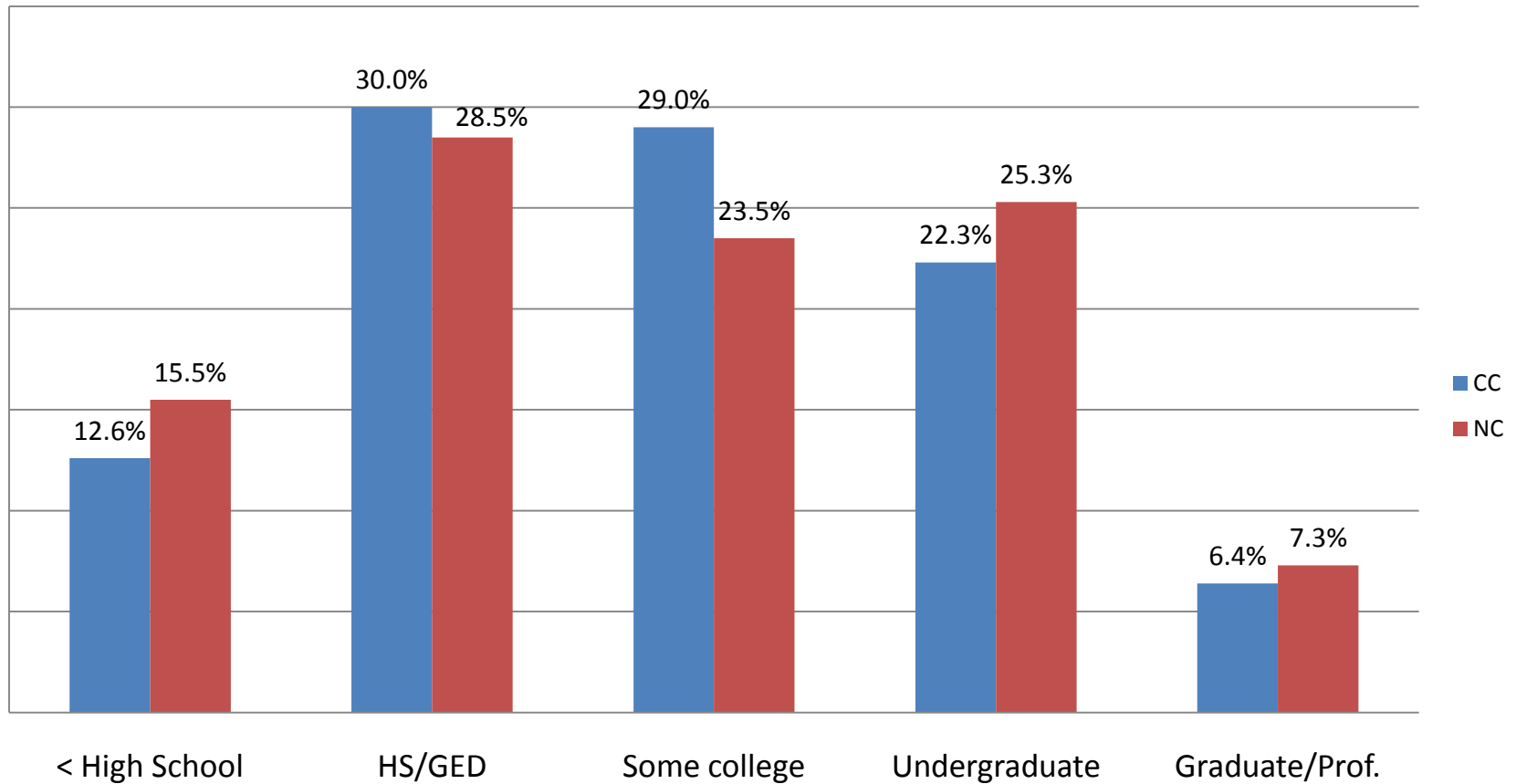
Source: Duncan, D. F., Kum, H.C., Flair, K.A., Stewart, C.J., Van Busium, K. and Huang, S.P. (2009). Management Assistance for Child Welfare, Work First, and Food & Nutrition Services in North Carolina. Retrieved February 8, 2010, from University of North Carolina at Chapel Hill Jordan Institute for Families Website. URL <http://ssw.unc.edu/ma/>



2010 Women's Giving Circle of Fayetteville Annual Scorecard

Highlighting Education in Cumberland County, NC

Female Educational Attainment Percentage for Cumberland County and North Carolina 2006-2008



Public School Statistics for Cumberland County and North Carolina



2010 Women's Giving Circle of Fayetteville Annual Scorecard

Highlighting Education in Cumberland County, NC

School Enrollment by Sex by Ethnicity 2007-2008

	CC Female	CC Total	NC Male	NC Female	NC Total
American Indian	< 1%	1.9%	< 1%	< 1%	1.4%
Asian	< 1%	1.9%	1.2%	1.2%	2.5%
Hispanic	3.6%	7.2%	5.5%	5.2%	10.7%
Black	26%	51.9%	15.7%	15.4%	31.2%
White	17.6%	36.6%	27.9%	26.4%	54.3%

Public School Statistics for Cumberland County and North Carolina

	Cumberland County	North Carolina
Per Pupil Expenditure 2007-2008	\$8,138.15	\$8,521.66
Drop out rate 2007-2008	4.97	3.61

Sources: North Carolina Public School Statistical Profile 2009; US Census Bureau, American Community Survey 2006-2008